



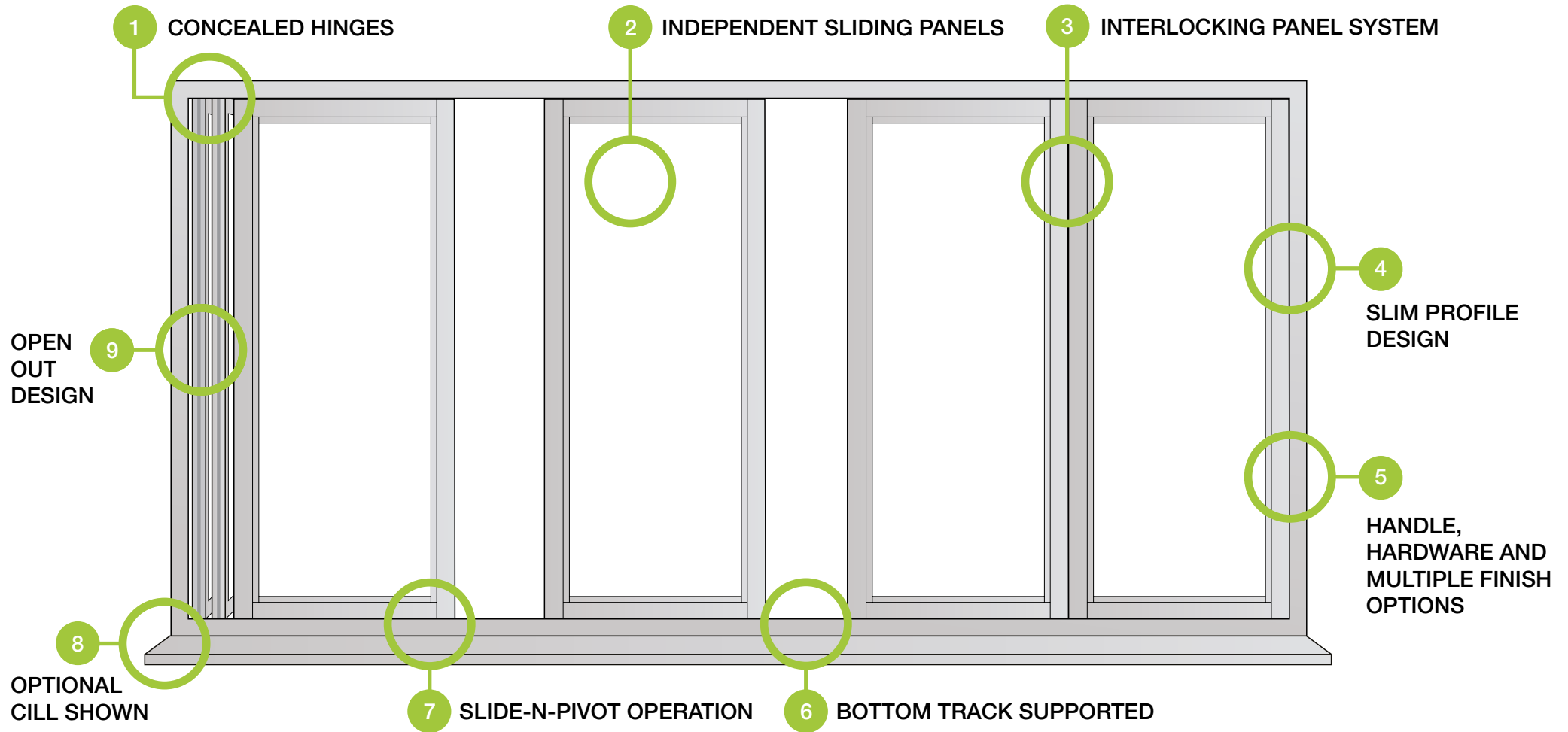
The Next Generation of Folding Patio Door

www.panadour.co.uk

Telephone: 01223 497097

Key Features

The Panadoor is loaded with unique features that make the installation and use of the door system easier than ever. Below you will learn about many of the most popular features and how they can save you time and money while giving you a state-of-the-art door system that has been recognised by industry leading publications as the “Most Innovative”.



The Next Generation of Folding Patio Door

... more than a bi-fold

“ It's What Makes Us Different

1. Concealed hinges:

All hinges/pivot points are concealed for more pleasing aesthetics and architectural sight-lines.

2. Independent sliding panels:

No hinges, no binding, no sagging. Panadoor panels glide with a smooth and easy functionality along the bottom track.

3. Interlocking panel system:

Interlocking “tongue and groove” panels provide for security and performance against the elements.....without the need for additional locking mechanisms.

4. Slim profile design:

Designed to maximize the glazing area and improve the visual impact of the doors, the profiles used are some of the slimmest available in the window and door market.

5. Handle, material options:

Choose from a wide variety of handles and material finishes. Aluminium, timber and combinations of both.

6. Bottom track supported:

Utilising our low up-stand track, this system is designed with the load of the panels being directly supported by the bottom track and not the lintel.

7. Slide-n-pivot operation:


Utilising our innovative, patented Magnaline® hardware system, the door panels slide-n-pivot independently for a fuller, clear opening.

8. Cill:

Extruded aluminium Cill available as an optional extra. Powder coated to match your system. Can be supplied with drainage holes if required.

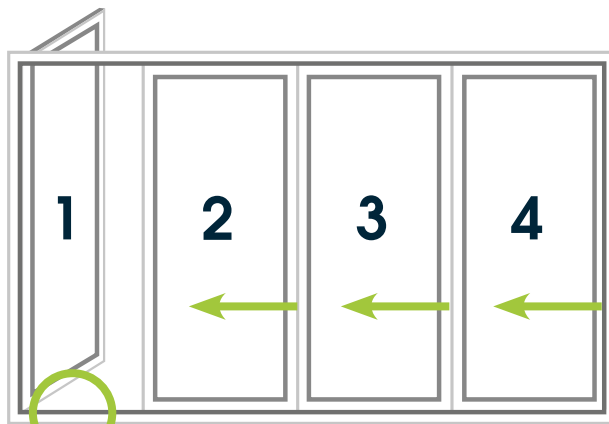
9. Out-swing:

The system is specifically designed to maximize the living and patio space in your home.

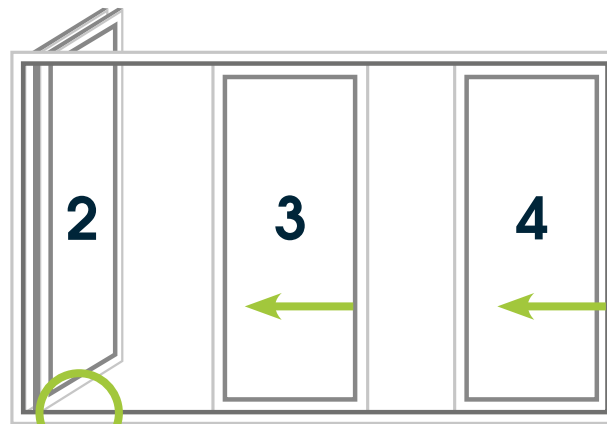


How the Panadoor System Operates


“ The Affordable Thermally Broken Door System ”



1 OPEN ACCESS DOOR
Turn handle to open the access door.



2 SLIDE PANEL AND PIVOT TO OPEN
Slide the next panel over toward the open access door. When in position, the sliding panel will click into place and pivot open.




3 CONTINUE WITH REMAINING PANELS
Continue the same process with the remaining panels.

The Next Generation of Folding Patio Door

... more than a bi-fold

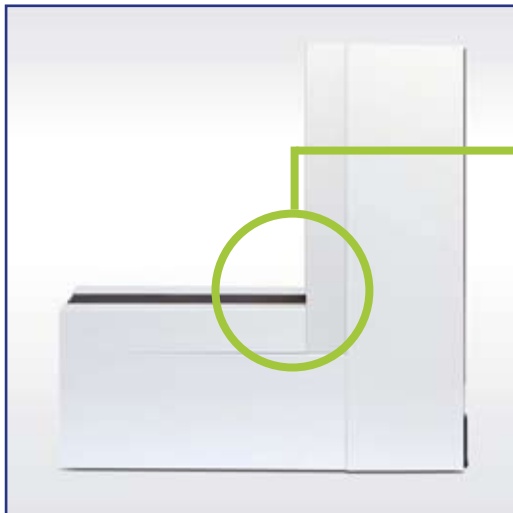
Thermal Protection



1

Aluminium reinforced PVC core

The Panadoor ThermaClad door combines the thermal benefits of PVC with the beauty of powder coated aluminium and real timber cladding.




2

Mechanically fastened corners

Mechanically fastened corners ensure a strong door that is able to withstand years of operation. The PVC core is mechanically fastened via the aluminium inserts. After the core has been assembled, timber cladding is applied.

The Panadoor ThermaClad doors provides the beauty of powder coated aluminium and real timber cladding with the thermal protection popular with PVC patio doors. Enjoy the money saving comfort of modern technology without sacrificing the beauty you desire.




3

Aluminium and timber combined

Combine natural timber finishes with the robust maintenance free properties of powder coated aluminium. The combination is of your choosing.

Design and Hardware Options



Painted aluminium door system

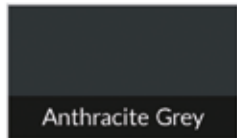
The Exterior of your system will be painted in the colour of your choice from the following options.

Standard colours


Standard colours are included in the basic price of the system. All other colours are at an extra cost.



White



Anthracite Grey



Black

Architectural colours



Silver



Gray



Aged Copper




Premium timber clad door system


This system has a paint finish to the exterior and a timber clad finish to the interior. Choose from a range of paint colours and a selection of timbers.

Real timber cladding


Choose from a selection of popular timber cladding for a more refined and luxurious look and feel. Call us for other timber choices.



Pine



Mahogany



White Oak

Ral colours

The ThermaClad Series Door is available in over 200 RAL colours as well as **custom** colour matching. Contact us on **01223 497097** to discuss our colour options.

IMPORTANT: Colour charts are for reference only. Due to variations in how colours display on screen or print on paper on-screen charts cannot be used for exact colour matching.



The Next Generation of Folding Patio Door

... more than a bi-fold

Handle options



White



Black



Silver



Chrome



Gold



Satin



Graphite



Stainless steel

Glazed or unglazed

Choose to have your system supplied unglazed and supply and fit your own glazing or alternatively, select our Argon filled, 'A' Rated, E-Coat, Clear Toughened glass with warm Edge Spacers for maximum performance.

Specifications

Material	Sash Construction	Min Panel Width	Max Panel Width	Max System Width	Max System Height
Extruded PVC core with aluminium and/or timber cladding	Mechanically jointed corners	700mm	1000mm	6000mm (larger sizes can be provided by special order request)	2400mm



“ Without Sacrificing Beauty ”



The Next Generation of Folding Patio Door

... more than a bi-fold




Build Your Panadoor

Step 1. Select your panel type

1 2 3 4 5 6 7 8 9 10


Step 1. Select your Panel Type

Aluminium



Our Painted Aluminium door system where you choose the colours. Select from single colour or Dual colour (different colour inside to outside paint).

Timber



Our premium Timber clad product. This system has a paint finish to the exterior and a timber clad finish to the interior. Choose from a range of paint colours and a selection of timbers.

Go Back Continue

Step 2. Input your frame size

1 2 3 4 5 6 7 8 9 10

Step 2. Input your frame size

We only accept Panadoor Frame dimensions (not the wall opening size). If you are unsure of the frame size or want help with determining the frame size, please call us on 01223 497097.

Width (mm) Height (mm)



Go Back Continue


Step 3. Select the number of panels

1 2 3 4 5 6 7 8 9 10

Step 3. Select the number of panels

The options available for your frame size are shown below. Please select an option to continue.

6 7 8 9



Go Back Continue

Step 4. Select the position of your swing panel


1 2 3 4 5 6 7 8 9 10

Step 4. Select the position of your swing panel

Every system has at least one swing door and it is always on one end. The system can have an additional swing door the other end if required. Please select either Left (Left end only), Right (Right end only) or Both.

The diagram below shows the system when viewed from the EXTERIOR of the property.

Left Right Both



Go Back Continue


Step 5. Optional 150mm painted aluminium cill?

1 2 3 4 5 6 7 8 9 10

Step 5. Optional 150mm Painted Aluminium Cill?

The system can be supplied with or without a Cill. Standard Systems come without a Cill. However, you can add a Cill if you wish by selecting 'Yes' below. Cills are powder coated to match the outside frame colour and come at an extra cost.

No Yes



Go Back Continue

The Next Generation of Folding Patio Door

... more than a bi-fold


Step 6. Glass required?

1 2 3 4 5 6 7 8 9 10

Step 6. Glass Required?

The standard system comes without glazing. You can either supply and fit your own (we will provide you with the dimensions) or choose our Argon filled, A+ Rated, E-Coat, Clear Toughened glass with warm Edge Spacers at an extra cost. The U Value of our glazing panel is 1.2

No Yes



Go Back Continue


Step 7. Dual colour?

1 2 3 4 5 6 7 8 9 10

Step 7. Dual Colour?

The standard system is powder coated in one colour inside and out. You can select to have a Dual system where the system is powder coated in two different colours (one colour inside and another colour outside). There is an extra cost for this option. You will choose your colour(s) in the next steps.

No Yes



Go Back Continue


Step 8. Choose your colour

1 2 3 4 5 6 7 8 9 10

Step 8. Choose your Colour

Choose from our 3 standard colours at no extra cost or select from one of the other palettes. If you have a colour reference and can't find it on our palettes, please choose custom colour and send us your paint reference.

Standard Colours Architectural Colours **RAL Colours** Custom Colour



Go Back Continue

Step 9. Select your handle finish

1 2 3 4 5 6 7 8 9 10

Step 9. Select your handle finish

Choose White or Black at no extra cost. Other colours attract a premium.




Go Back Continue

Step 10. Tricklevents

1 2 3 4 5 6 7 8 9 10

Step 10. Tricklevents

Please note the exterior tricklevent(s) will match the exterior colour of your system and internal vent(s) will match the internal colour of your system (Exterior shown). Tricklevents are at an extra cost.



Click on the panels to add your tricklevents (max 3). Click again to remove.

Go Back Continue


Almost Done! Enter your contact details

1 2 3 4 5 6 7 8 9 10

You're almost done!

Please enter your details in the form below to request your Quotation.

Exterior shown



Door Type	Frame Size	Number of Panes	Additional Swing Door	Swing door(s) position viewed from the exterior	Grid	Glass	Exterior Colour	Interior Colour	Handle	Tricklevents
Aluminium	Width: 6000mm Height: 2000mm	4	No	Left	Yes	Yes	RAL 6014	Same as exterior	Chrome	2

Customer Name (required)


Customer Telephone (required)

Customer Mobile



Visit Our Showroom

 Mighton Products Ltd, Hinxton
Cambridgeshire, CB10 1RG UK

 01223 497097

 sales@panadoor.co.uk

 www.panadoor.co.uk

 @mightonproducts

 mightonproducts

The Next Generation of Folding Patio Door

... more than a bi-fold